

All-Ceramic

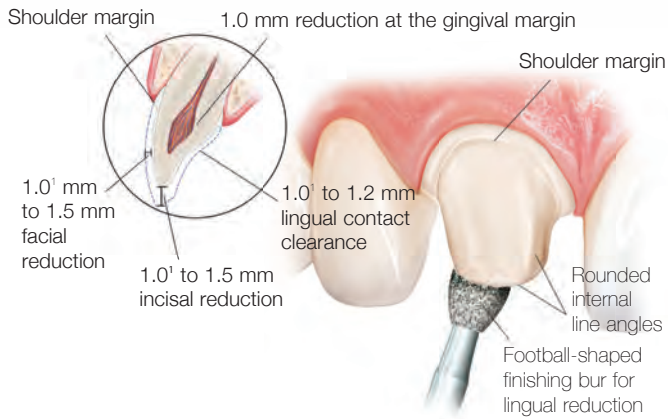
Chairside Preparation Guide



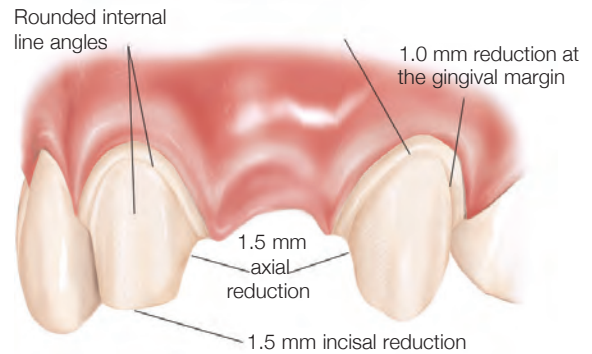
ANTERIOR

		NATZRAL	E.MAX	PFM / PFZ	FCZ
Anterior	Crown	✓	✓	✓	
	Veneer	✓	✓		
	Bridge	✓	✓	✓	
Posterior	Crown	✓	✓	✓	✓
	Bridge			✓	✓

Full-Coverage Restorations



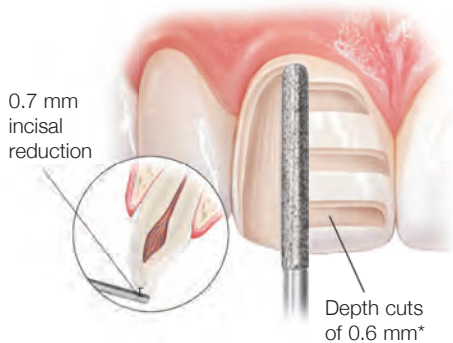
3-Unit Bridge Restorations



Veneers

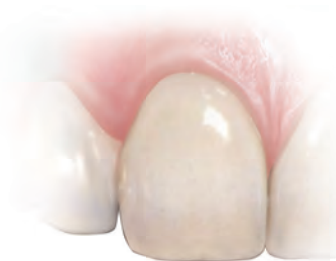
A medium grit, round-ended, diamond bur is used to remove a uniform thickness of facial enamel by joining the depth-cut grooves.

The diamond bur is angled to bevel back the incisal edge.



Thin Veneers

NatZRal and e.max veneers can be manufactured as thin as 0.3 mm for veneers. If sufficient space is present NatZRal and e.max can be placed over the existing teeth without the removal of any tooth structure. Depending on the case requirements, however, some teeth may need to be prepared to accommodate for the thickness of the ceramic and to ensure proper contour and emergence profile.



*Please note: For additional masking capabilities and / or layering techniques, further reduction may be necessary. Contact customer service for further information.
 † 1.0 mm only suitable with adhesive cementation.

All-Ceramic

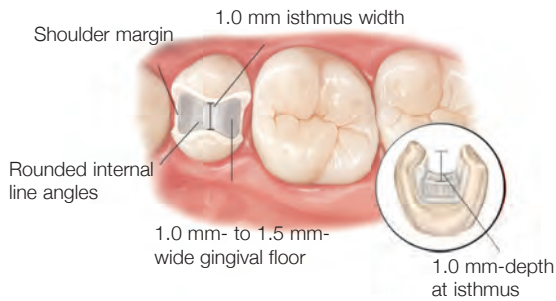
Chairside Preparation Guide



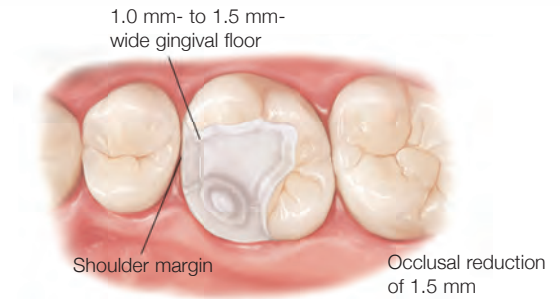
POSTERIOR

		NATZRAL	E.MAX	PFM / PFZ	FCZ
Anterior	Crown	✓	✓	✓	
	Veneer	✓	✓		
	Bridge	✓	✓	✓	
Posterior	Crown	✓	✓	✓	✓
	Bridge			✓	✓

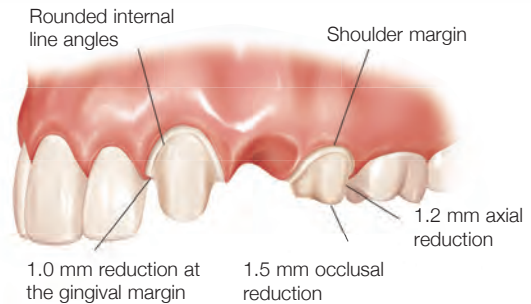
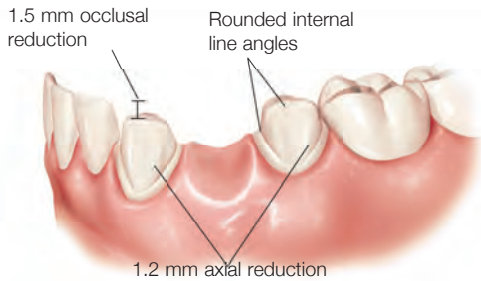
Inlay Preparation



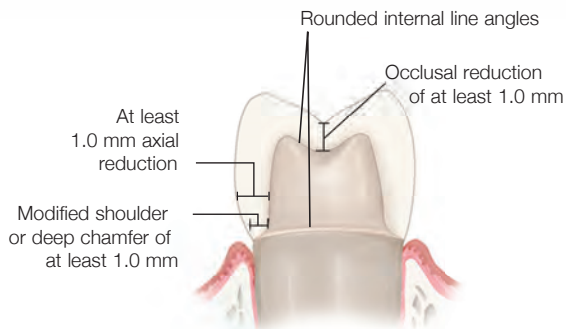
Onlay Preparation



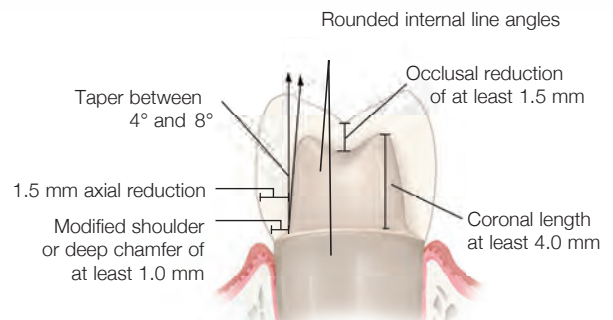
3-Unit Bridge Preparation



Adhesive Cementation Preparation



Conventional Cementation Preparation



IVERSON DENTAL LABORATORIES

14437 Meridian Parkway • Riverside CA 92508 • Ph: (800) 334-2057 • www.iversondental.com